

Accessibility Guide for Eyemouth Leisure Centre

www.liveborders.org.uk, 01890 750557

eyemouth@liveborders.org.uk

Contact for accessibility enquiries: Heather Moul



Contents

Welcome	3
Facilities at a Glance	3
Getting here:	3
Arrival at Eyemouth Leisure Centre	6
Accessible changing	10
Accessing the pool	12
Gym.....	15
General Information	19
Emergency Evacuation	20

Welcome

Eyemouth Leisure Centre is located right above the beach at Eyemouth, it has fabulous views out over the North Sea.

Eyemouth is a small town 8 miles north of Berwick upon Tweed on the English Border. The town is based around a natural harbour which means fishing has always been a central part of the Eyemouth Community.

We are fully accessible for wheelchair users and can cater for anyone with other specific access requirements. Much of the gym equipment can be used from a seated position in a wheelchair.

Please get in touch if you require any further information about specific access or would like advice on planning your visit.

We have a small café area (vending only) and welcome children. Eyemouth Leisure centre has a small shallow pool separate to the main pool. Please check website for small pool open times. The small pool is not open all the time as it requires a separate lifeguard.

Facilities at a Glance



There is level access from the sloped main entrance to all areas. Doors at the main entrance are push button operated for automated opening.



General Information

We provide a complimentary ticket for carers / personal assistants.

Getting here:

Eyemouth Leisure Centre
North Street
EYEMOUTH
TD14 5ET




Travel by Public Transport

- You can get to the Eyemouth by bus. The 60 runs from Galashiels to Berwick upon Tweed, passing through Eyemouth. The 235 runs from Berwick upon Tweed to St Abbs. The bus stop in Eyemouth is next to the Co Op carpark 800m from the Eyemouth Leisure Centre.
- The nearest train station is Carlisle to the south and Galashiels to the North. Onward journey to Hawick by the X95 bus.

Travel by Taxi

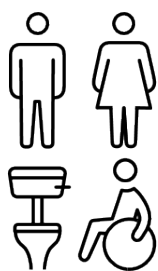
- Accessible taxis should be booked in advance. Drop offs can be made close to the front door. There is no kerb to negotiate.



Parking

- There are two disabled parking spaces immediately outside the front door, which is accessed by a gentle ramp with a hand rail.
- There is a car park adjacent to the building.
- There are two bike racks located in the car park adjacent to the Eyemouth Leisure Centre.

- On street and car park lighting will illuminate these areas at the appropriate time of day.



Accessible Toilets and Changing

- We have visitor toilets including one unisex accessible changing room with toilet, with shower, grab rails, changing bed and hoist and pull cord alarm. The accessible changing gives access direct to poolside.



View of push button main door


Arrival at Eyemouth Leisure Centre

Route to Main Entrance

- The surface from the parking to the venue tarmacadam with a paved ramp giving access to the main door.
- The route from the bus stop adjacent to the Co Op is level all the way to the Leisure Centre. The car park adjacent to the building provides level access, with no gradient.

Main Entrance

- The main entrance is accessed by a gradual ramp.
- The main door is opens outward and is automatic. There are two push button operated doors to access the reception and café area.
- The floor is level and covered with a combination of laminate, tiles in the changing areas and matting in the entrance foyer.
- The reception counter is low level and accessible.





Main reception counter located in the heart of the leisure centre and just inside the front door.

Getting around Inside

- The café area affords views of both the main and the small pool.
- The floors are various hard surfaces and corridors are wide
- Lighting levels are good and can be adjusted to meet visitor's needs.



View of the café area



Corridors are wide with smooth laminated flooring.

Accessible changing

We have a fully equipped accessible changing room offering direct access to the poolside. Access to the gym is via the wide corridor.



Accessible changing room with hoist and changing bed.



Toilet with grab rails, low level basin, adequate floor space for manoeuvring.



Shower with fold down stool and grab rails.

Accessing the pool

The pool can be accessed via wide gradual steps with a double handrail. We also have a hoist for those with less mobility.



Steps afford easy access to the poo. The small pool can be seen in the background.



Fully equipped poolside hoist for those with less mobility.

Gym

- The gym is accessed via the wide corridor with a wide door opening into the gym.
- Many of the pieces of equipment can be used from a seated position in a wheelchair
- The gym has clear floor area to allow easy access and manoeuvrability.
- There are free weights in addition to the pieces of equipment
- The gym has an amazing view out over the beach to the sea beyond.





A number of our pieces of equipment facilitate seated exercise



There is a good selection of equipment and free weights are available in the bright gym.



Resistance machine

General Information

- The corridors are wide.
- Circulation and gym and meeting space floors are laminated.
- The changing rooms have tiled floors.
- Disabled parking is immediately outside the front door.
- There are two bike racks in the main car park.



Emergency Evacuation

- We have emergency evacuation procedures for disabled visitors.
- In the case of an emergency, all customers inside the Eyemouth Leisure Centre will be led to safety by a member of the team or by a member of the fire brigade.

