

Accessibility Guide for Teviotdale Leisure Centre

www.liveborders.org.uk

01450 374440

Teviotdale@liveborders.org.uk

Contact for accessibility enquiries: Colin Robinson



Contents

Welcome	3
Facilities at a Glance	4
Getting here:	4
Arrival at Teviotdale Leisure Centre	6
Accessible changing	14
Accessing the pool	17
Gym.....	20
General Information	23
Studios	24
Softplay	26
Emergency Evacuation	28

Welcome

Teviotdale Leisure Centre is located just off Mansfield Road, adjacent to the roundabout on the A7, near to the River Teviot in Hawick.

Hawick is the largest town in the Scottish Borders. The town has a long textile industry history.

We are fully accessible for wheelchair users and can cater for anyone with other specific access requirements. Much of the gym equipment can be used from a seated position in a wheelchair.

Please get in touch if you require any further information about specific access or would like advice on planning your visit.

We have a café and soft play, we welcome children. Teviotdale Leisure centre has a small shallow pool which joins directly to main pool, to which it gives easy access.

There is a fully equipped gym, a mirrored exercise studio and a spin studio.

The pool hall has a glass roof, and is flooded with natural light.



Facilities at a Glance



Access

There is level access from the sloped main entrance to all areas. Doors at the main entrance are push button operated for automated opening. There is a lift giving access to all floors.



General Information

We provide a complimentary ticket for carers / personal assistants.

Getting here:

Teviotdale Leisure Centre
Mansfield Road
HAWICK
TD9 8AG




Travel by Public Transport

- You can get to the Leisure Centre by bus. The X95 runs from Edinburgh to Carlisle, passing through Galashiels and Hawick. There is a bus stop on Wilton Hill (A7) next to the leisure centre, a footpath leads from the bus stop to the entrance, some 300 meters. There is another bus stop on Mart Street (A7), adjacent to Morrisons. There is a pavement from here to the leisure centre, however the incline to the leisure centre is slightly steep and there are two roads to cross.
- The nearest train station is Carlisle to the south and

Galashiels to the North. Onward journey to Hawick by the X95 bus from either.


Travel by Taxi

- Accessible taxis should be booked in advance. Drop offs can be made on a small roundabout close to the bridge to the front door. There is no kerb to negotiate.



Parking

- There are three disabled parking spaces in the car park. These are some 50 meters from the gently inclining bridge leading to the front door.
- There is an electric car charging point in the large car park.
- Bike racks are located
- The car park is lit and there is lighting on path to bus stop.



Accessible Toilets and Changing

- We have visitor toilets including one unisex accessible toilet in the café area. There is an accessible changing room with toilet, shower, grab rails, hoist and pull cord alarm. We have a wheel chair should this be required for accessing the poolside from here.



View of reception through the automatic main door

Arrival at Teviotdale Leisure Centre

Route to Main Entrance

- The surface from the parking to the venue tarmacadam with a sloped bridge giving access to the main door (slight incline).
- The footpath from the bus stop on Wilton Hill is level all the way to the Leisure Centre. The car park adjacent to the building provides level access, with dropped kerbs, no perceptible

gradient.

Main Entrance

- The main entrance is accessed by a gradually sloping bridge.
- The main doors slide sideways and are automatic.
- The floors are level and covered with a combination of laminates, tiles in the changing areas, matting in the entrance foyer, rubberized flooring in the gym.
- The reception counter is high level.





Access to the centre beyond reception is through automated gates.



There are retail items for sale in reception and a wide opening giving access to the centre beyond reception for wheelchair users and prams.

Getting around Inside

- The floors are various hard surfaces and corridors are wide
- Lighting levels are good and can be adjusted to meet visitor's needs.



View of the café area with servery and vending machines.



Corridors are wide with smooth laminated flooring.



A lift give access to upper and lower levels



View of the corridor and viewing gallery overlooking the pool, giving access to the upper level gym at the far end of the corridor.

Accessible changing

We have a fully equipped accessible changing room.



Accessible shower with grab rails and fold down seat. There is a mobile hoist in this area should it be required.



Toilet with grab rails, low level basin, adequate floor space for maneuvering.



Accessible lockers within the accessible changing space. There is a wheelchair available for customer use for access to poolside or gym if required.



The pool hall can be accessed by wheelchair through inward opening double doors, staff will assist you with these if required.

Accessing the pool

The pool can be accessed from the small pool, giving easy access to the main pool. There is also a hoist on the poolside.



View of the small pool which gives easy access to the main pool.



Fully equipped poolside hoist for those with less mobility.

Gym

- The gym is accessed via a wide corridor with a wide door opening into the gym.
- Many of the pieces of equipment can be used from a seated position in a wheelchair
- The gym has clear floor area to allow easy access and maneuverability.
- There are free weights in addition to the pieces of equipment.





There is a good selection of equipment and free weights are available in the bright gym.



Seated equipment

General Information

- The corridors are wide.
- Circulation, café reception and changing spaces are all smooth hard floors. The gym floor is rubberized and smooth.
- The changing rooms have tiled floors.
- Disabled parking spaces are in the near end of the car park.
- There are bike racks adjacent to the roundabout and main car park, these are located close to the end of the bridge.



Bridge to the front door

Studios

There is a mirrored studio on the lower level. The lights come on automatically on entry. Double doors open outwards.





Spin studio on reception level.

Softplay

There is a double height softplay area, features include a slide and a ball pool.





Stimulating light feature



The soft play has an area for younger children. There are tables and chairs, snacks and drinks can be consumed at these.

Emergency Evacuation

- We have emergency evacuation procedures for disabled visitors.
- In the case of an emergency, all customers inside the Eyemouth Leisure Centre will be led to safety by a member of the team or by a member of the fire brigade.




Main pool. The flume is not in use at the moment.



The changing village is unisex with cubicles and family friendly larger cubicles



Family friendly cubicle



Poolside showers



Foot bath and access to main pool



Hoist in accessible changing room



Café area



Servery hatch and kitchen



Disable parking spaces (3)